

BALANCE SHEET AS AT 31ST MARCH, 2023

(Yen)


ASSETS		LIABILITIES	
Current Assets	[68,347,375]	Current Liabilities	[1,141,219]
Cash and Deposits	67,891,900	Payables	347,875
Receivables	18,510	Receipts in advance	608,000
Payments in advance	436,965	Deposit received	185,344
		Non-current Liabilities	[9,100,000]
Non-current Assets	[2,066,384]	Reserve for retirement allowances	9,100,000
Software	259,917		
Machinery and equipment	85,067	Total Liabilities	10,241,219
Guaranty deposits	1,721,400		
		Net worth at beginning of year	63,047,354
		Net worth increased during year	-2,874,814
		Total Net Worth	60,172,540
Total Assets	70,413,759	Total Liabilities and Net Worth	70,413,759

STATEMENT OF INCOME & EXPENDITURE
FOR THE PERIOD FROM 1ST APRIL, 2022 TO 31ST MARCH, 2023


(Yen)


INCOME	
Membership Fees	[16,757,000]
Activities	[9,191,350]
Forums	577,700
Grass-roots activities	7,448,150
Circular notice	342,000
Others	823,500
Miscellaneous	[1,000,849]
Interest received on deposits	849
Others	1,000,000
Income for current period (A)	26,949,199
EXPENDITURE	
Activities	[9,492,020]
Forums	515,772
Grass-roots activities	7,045,568
Circular notice	1,242,743
General Meeting	169,048
Others	518,889
Administrative Expenses	[20,331,993]
Salaries	14,097,941
Retirement allowances	650,000
Meetings	8,800
Stationery	47,720
Printings	89,210
Communication	273,676
Lease	319,335
Office rent & Utilities	3,922,894
Depreciation cost	522,200
Advisory fee	110,000
Taxes and public charges	80,000
Miscellaneous	210,217
Expenditure for current period (B)	29,824,013
Net worth increased during year (A)- (B)	-2,874,814

Authorized by


 Akira Kawamura, Executive Director

Audited by


 Tomio Fuchu, Auditor


 Mahito Ogawa, Auditor