

## BALANCE SHEET AS AT 31ST MARCH, 2022

(Yen)


ASSETS		LIABILITIES	
<b>Current Assets</b>	[ 69,571,938 ]	<b>Current Liabilities</b>	[ 663,168 ]
Cash and Deposits	69,139,897	Payables	240,288
Receivables	510	Receipts in advance	236,000
Payments in advance	431,531	Deposit received	186,880
		<b>Non-current Liabilities</b>	[ 8,450,000 ]
		Reserve for retirement allowances	8,450,000
<b>Non-current Assets</b>	[ 2,588,584 ]	<b>Total Liabilities</b>	9,113,168
Software	746,917		
Machinery and equipment	120,267	Net worth at beginning of year	68,344,692
Guaranty deposits	1,721,400	Net worth increased during year	-5,297,338
		<b>Total Net Worth</b>	63,047,354
<b>Total Assets</b>	72,160,522	<b>Total Liabilities and Net Worth</b>	72,160,522

STATEMENT OF INCOME & EXPENDITURE  
FOR THE PERIOD FROM 1ST APRIL, 2021 TO 31ST MARCH, 2022


(Yen)

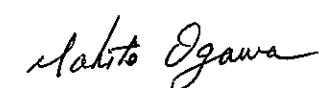
INCOME	
<b>Membership Fees</b>	[ 15,945,000 ]
<b>Activities</b>	[ 461,100 ]
Forums	30,000
Grass-roots activities	0
Circular notice	403,600
Others	27,500
<b>Miscellaneous</b>	[ 826 ]
Interest received on deposits	826
Income for current period (A)	16,406,926
EXPENDITURE	
<b>Activities</b>	[ 1,677,939 ]
Forums	94,105
Grass-roots activities	175,845
Circular notice	1,152,105
General Meeting	234,369
Others	21,515
<b>Administrative Expenses</b>	[ 20,026,325 ]
Salaries	13,841,679
Retirement allowances	712,500
Meetings	450
Stationery	25,946
Printings	31,432
Communication	278,021
Lease	357,548
Office rent & Utilities	3,885,732
Depreciation cost	499,283
Advisory fee	110,000
Taxes and public charges	70,000
Miscellaneous	213,734
Expenditure for current period (B)	21,704,264
Net worth increased during year (A)- (B)	-5,297,338

Authorized by


  
Akira Kawamura, Executive Director

Audited by


  
Tomio Fuchu, Auditor


  
Mahito Ogawa, Auditor