

BALANCE SHEET AS AT 31ST MARCH, 2020

(Yen)


ASSETS		LIABILITIES	
Current Assets	[77,007,080]	Current Liabilities	[780,308]
Cash and Deposits	76,507,961	Payables	325,796
Receivables	20,547	Receipts in advance	216,000
Payments in advance	478,572	Deposit received	238,512
		Non-current Liabilities	[8,650,000]
		Reserve for retirement allowances	8,650,000
Non-current Assets	[3,089,400]	Total Liabilities	9,430,308
Software	1,368,000		
Guaranty deposits	1,721,400		
		Net worth at beginning of year	72,776,836
		Net worth increased during year	-2,110,664
		Total Net Worth	70,666,172
Total Assets	80,096,480	Total Liabilities and Net Worth	80,096,480

STATEMENT OF INCOME & EXPENDITURE
FOR THE PERIOD FROM 1ST APRIL, 2019 TO 31ST MARCH, 2020


(Yen)

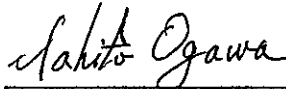
INCOME	
Membership Fees	[19,670,500]
Activities	[9,261,518]
Forums	349,000
Grass-roots activities	7,700,018
Circular notice	492,000
Others	720,500
Miscellaneous	[3,557]
Interest received on deposits	3,557
Income for current period (A)	28,935,575
EXPENDITURE	
Activities	[10,548,159]
Forums	256,388
Grass-roots activities	7,487,067
Circular notice	1,706,721
General Meeting	611,760
Others	486,223
Administrative Expenses	[20,498,080]
Salaries	13,970,909
Retirement allowances	650,000
Meetings	54,080
Stationery	92,886
Printings	56,898
Communication	308,135
Lease	267,890
Office rent & Utilities	3,902,049
Depreciation cost	432,000
Advisory fee	108,000
Taxes and public charges	90,000
Consumption tax	300,800
Miscellaneous	264,433
Expenditure for current period (B)	31,046,239
Net worth increased during year (A)- (B)	-2,110,664

Authorized by


 Akira Kawamura, Executive Director

Audited by


 Tomio Fuchu, Auditor


 Mahito Ogawa, Auditor