

BALANCE SHEET AS AT 31ST MARCH, 2018

2018/3/31

(Yen)

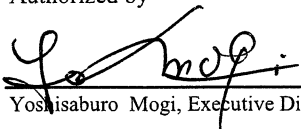
ASSETS		LIABILITIES	
Current Assets	[80,875,692]	Current Liabilities	[898,544]
Cash and Deposits	80,167,837	Payables	272,748
Receivables	2,541	Receipts in advance	307,800
Payments in advance	705,314	Deposit received	317,996
		Non-current Liabilities	[7,350,000]
		Reserve for retirement allowances	7,350,000
Non-current Assets	[1,755,210]	Total Liabilities	8,248,544
Software	0		
Machinery and equipment	33,810	Net worth at beginning of year	74,978,801
Guaranty deposits	1,721,400	Net worth increased during year	-596,443
		Total Net Worth	74,382,358
Total Assets	82,630,902	Total Liabilities and Net Worth	82,630,902

STATEMENT OF INCOME & EXPENDITURE
FOR THE PERIOD FROM 1ST APRIL, 2017 TO 31ST MARCH, 2018

(Yen)


INCOME	
Membership Fees	[20,210,250]
Activities	[9,055,578]
Forums	539,400
Grass-roots activities	7,699,600
Circular notice	237,000
All JBS	0
Others	579,578
Donation	[0]
Donation	0
Miscellaneous	[3,543]
Interest received on deposits	3,543
Income for current period (A)	29,269,371
EXPENDITURE	
Activities	[9,679,645]
Forums	443,700
Grass-roots activities	7,228,256
Circular notice	1,565,563
All JBS	0
Others	442,126
Administrative Expenses	[20,186,169]
Salaries	13,871,953
Retirement allowances	650,000
General Meeting	643,657
Meetings	43,136
Stationery	115,938
Printings	70,632
Communication	206,893
Lease	190,930
Office rent & Utilities	3,794,610
Depreciation cost	162,078
Taxes and public charges	80,000
Miscellaneous	356,342
Donation	[0]
Expenditure for current period (B)	29,865,814
Net worth increased during year (A)- (B)	-596,443

Authorized by




Yoshisaburo Mogi, Executive Director

Audited by



Tomio Fuchu, Auditor



Mahito Ogawa, Auditor